

Inazuma Brand-new Handles

Cloth-Stuck

Leather-like Cloth-stuck handles




Sandwich attachment

YAS-5551 How to stick clothes to handles



1. Cut into 4 pieces of the cloth.



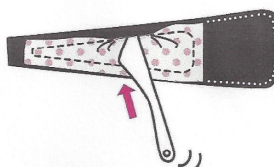
2. Peel the seal off the double-stick tape in a window.



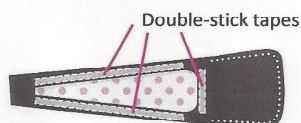
3. Put a cut cloth on a window and stick it to the double-stick tape.



4. Put the edge of a cloth inside a window by a spatula.



5. Peel the seals off the double-stick tapes, and stick the edge of a cloth to the double-stick tapes.



There are the windows to put a favorite cloth in. They can make the handles different from others and fit their design to the bag body well.