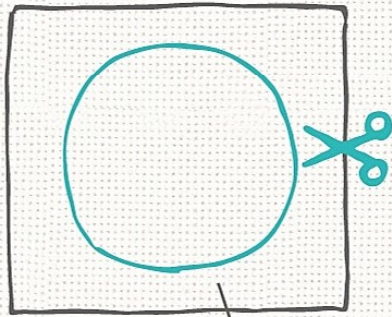


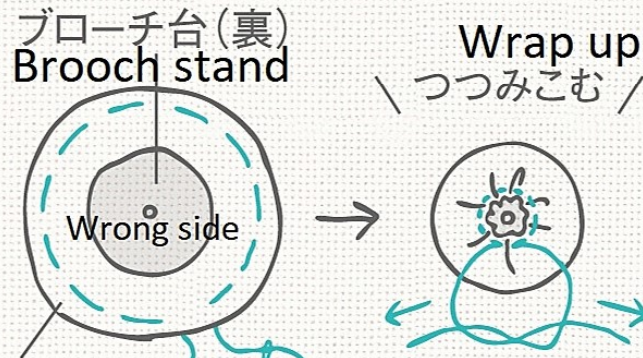
How to make ?

1 Cut the cloth
布を切る



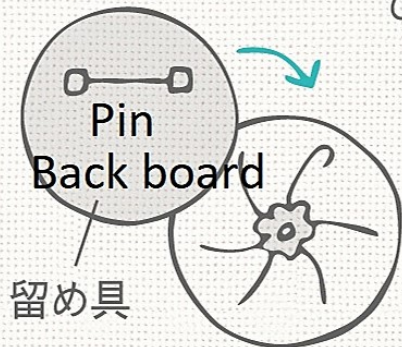
お好みの布または刺しゅう作品
Your favorite cloth
or embroidery work.

2 Sew the dotted line and then pull the thread and squeeze it.
縫って絞る



布(裏) Cloth
Leave a little thread
(Wrong side)

3 はめる
Click!



Turn it over
ひっくり返すと...



Finish!