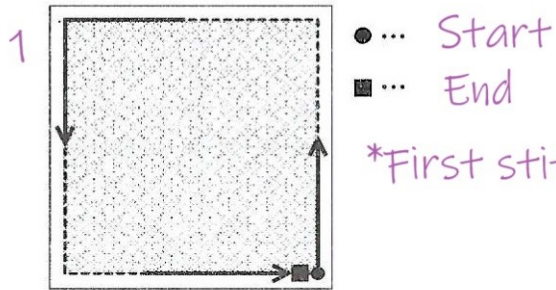



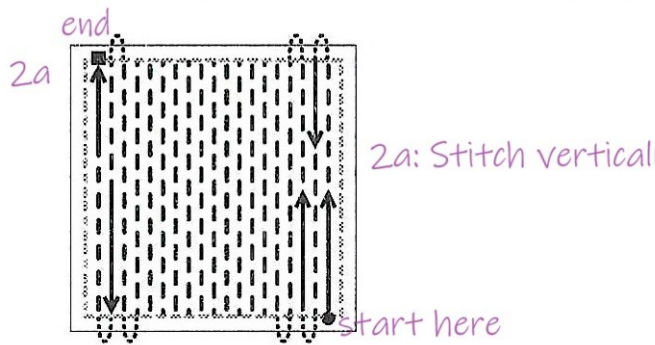
How to Stitch of "Hitome-zashi"

Olympus H-1033 "SAKURA" / Cherry blossoms

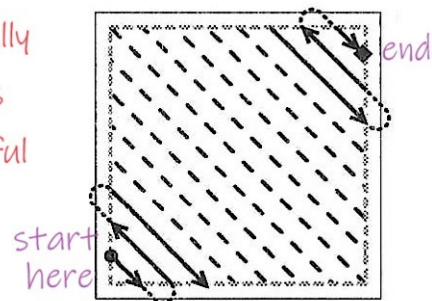



*First stitch is the outer frame.

*Second stitch - Vertical(2a) and Horizontal(2b)



*Third stitch - Left diagonal direction(3a) & right one direction(3b)



3